



District Report Card: 2017


State: Haryana	District: Kaithal
Class: 3	Subject: Mathematics
Schools: 61	Students: 1167


Participation/Coverage


Students

<div>GENDER</div> <div></div>	Boys				Girls			
	Number		%		Number		%	
	507		43.44		660		56.56	

<div>AREA</div> <div></div>	Rural				Urban			
	Number		%		Number		%	
	960		82.26		207		17.74	

<div>CATEGORY</div> <div></div>	SC		ST		OBC		GEN	
	Number	%	Number	%	Number	%	Number	%
	646	55.36	0	0.00	352	30.16	169	14.48

<div>CWSN</div> <div></div>	LD	VI	HI	S&LD	ID	Oth
	2	7	1	4	9	2

<div>Management</div> <div></div>	Government			Government-aided		
	Number		%	Number		%
	1142		97.86	25		2.14

Average Performance of Students in Mathematics (%)

Overall	Gender		Area		Management		Social Group			
	Male	Female	Rural	Urban	Govt.	Aided	SC	ST	OBC	GEN
60.34	62.16	58.95	61.26	56.10	60.39	58.13	58.81	0.00	60.89	65.05

Performance on Learning Outcomes (LOs)

Learning Outcomes	Description	Average Performance(%)
M301	Reads and writes numbers up to 999 using place value	55.03
M302	Compares numbers up to 999 based on their place values	71.72
M303	Solves simple daily life problems using addition and subtraction of three digit numbers with and without regrouping	52.93
M304	Constructs and uses the multiplication facts (up till 10) in daily life situations	59.81
M305	Analyses and applies an appropriate number operation in the situation/ context	53.81
M306	Explains the meaning of division facts by equal grouping/sharing and finds it by repeated subtraction	58.95
M309	Identifies and makes 2D-shapes by paper folding, paper cutting on the dot grid, using straight lines etc.	76.02
M311	Fills a given region leaving no gaps using a tile of a given shape	47.02
M312	Estimates and measures length and distance using standard units like centimeters or meters & identifies relationships	42.76
M317	Reads the time correctly to the hour using a clock/watch	71.04
M318	Extends patterns in simple shapes and numbers	57.03
M319	Records data using tally marks, represents pictorially and draws conclusions	69.75

Range of Performance of Students who Answered Correctly							
Below 30%		30% - 50%		50% - 75%		Above 75%	
Number	%	Number	%	Number	%	Number	%
140	12.00	288	24.68	375	32.13	364	31.19

Lowest Performing Learning Outcomes (LOs)

- 1 - Estimates and measures length and distance using standard units like centimeters or meters & identifies relationships (42.76)
- 2 - Fills a given region leaving no gaps using a tile of a given shape (47.02)
- 3 - Solves simple daily life problems using addition and subtraction of three digit numbers with and without regrouping (52.93)
- 4 - Analyses and applies an appropriate number operation in the situation/ context (53.81)
- 5 - Reads and writes numbers up to 999 using place value (55.03)